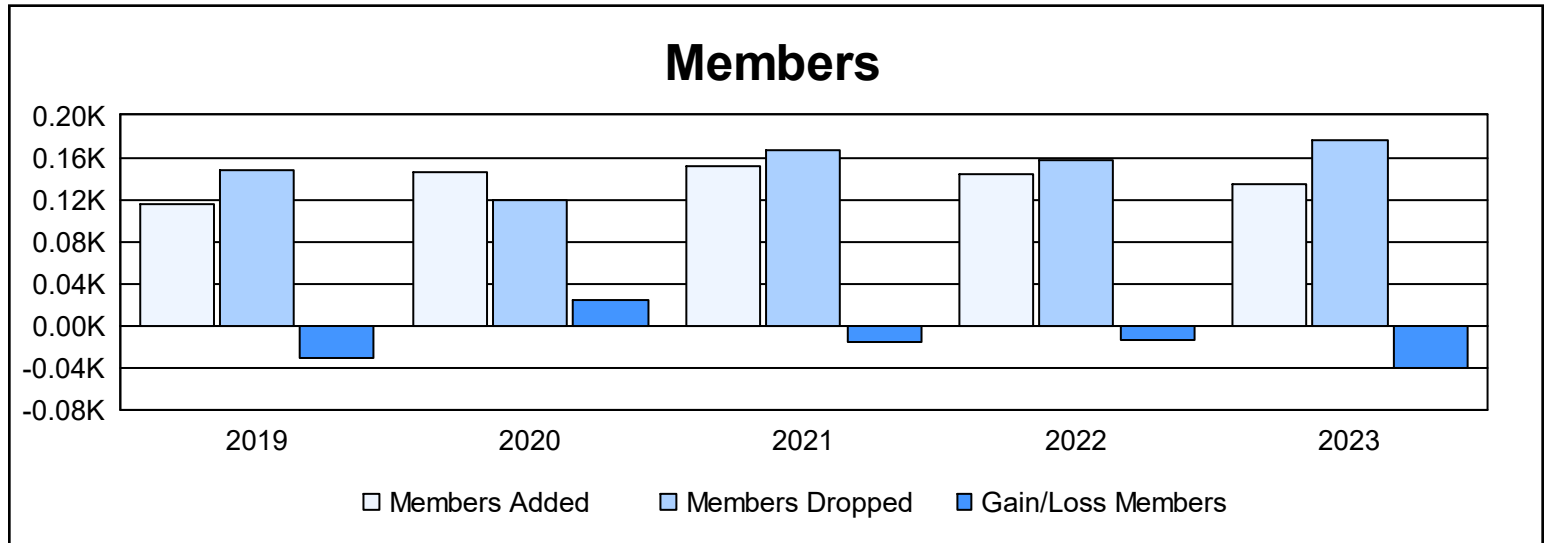
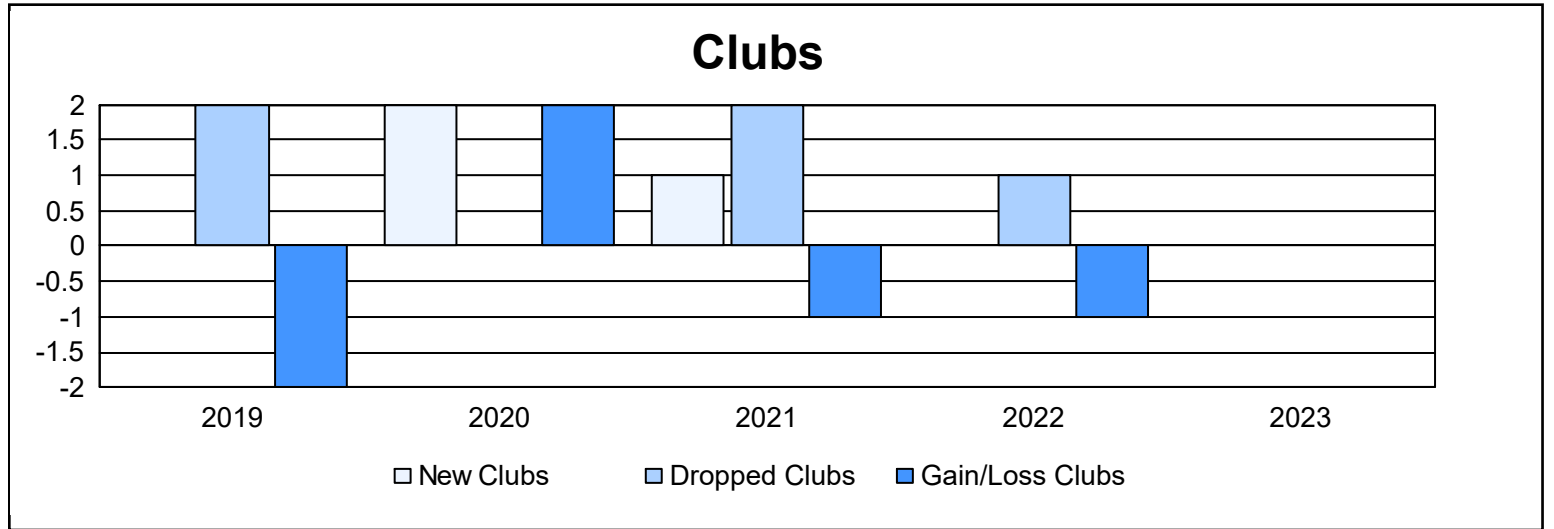
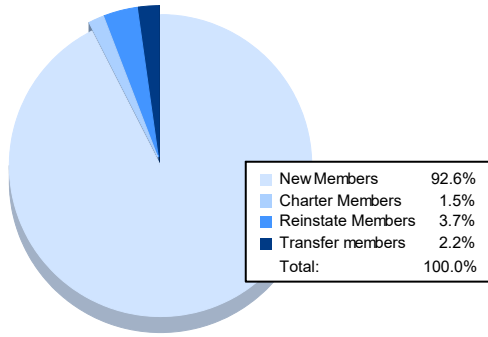


| Year | New Clubs | Dropped Clubs | Gain/ Loss Clubs | New Members | Charter Members | Reinstate Members | Transfer Members | Total Member Added | Total Members Dropped | Gain/ Loss Members |
|----------------|-----------|---------------|------------------|-------------|-----------------|-------------------|------------------|--------------------|-----------------------|--------------------|
| 2018-2019 | 0 | 2 | -2 | 99 | 0 | 6 | 11 | 116 | 147 | -31 |
| 2019-2020 | 2 | 0 | 2 | 71 | 60 | 8 | 6 | 145 | 120 | 25 |
| 2020-2021 | 1 | 2 | -1 | 102 | 29 | 14 | 6 | 151 | 167 | -16 |
| 2021-2022 | 0 | 1 | -1 | 126 | 1 | 8 | 8 | 143 | 157 | -14 |
| 2022-2023 | 0 | 0 | 0 | 125 | 2 | 5 | 3 | 135 | 176 | -41 |
| Average | 1 | 1 | 0 | 105 | 18 | 8 | 7 | 138 | 153 | -15 |



Membership Composition June 2023 Cumulative



Gender Composition June 2023 Cumulative

